

Welcome to Year 1's Phonic workshop



**Bug Club
Phonics**

Section 1	Section 2
sut	shop
yad	yell
dop	peel
uct	check

What is phonics?

Phonics is a way of teaching children how to read and write.

Phonics involves matching the sounds of spoken English with individual letters or groups of letters.

For example, the sound k can be spelled as c, k, ck or ch. (view our sound chart)

Grapheme Chart

s s ss c(e) c(i) c(y) sc st(l) se

a a

t t tt

p p pp

i i

n n nn kn gn

m m mm mb

d d dd

g g gg

o o (w)a

c c cc k ck ch

e e ea

u u o wr

h h

r r rr

b b bb ph

l l ll le

j j g(e) g(i) g(y) dge

v v vv

w w wh

x x



y y

z z zz se

qu qu

ch ch tch

sh sh ch ci ti si ssi

th th

ng ng

ai ai ay a-e eigh ey ei

ee ee ea e-e ie ey y

igh igh ie i-e y i oe

oo oo u oul

oo oo ew ue u-e

yoo ue u ew u-e

ar ar aw au al

ur ur er ir ear

ow ow ou

oi oi oy

ear ear ere eer

air air are ear

ure ure s

zh s



Vocabulary!

- **Phonics** – the learning of letters and sounds
- **Phoneme** – the sound a letter makes
- **Grapheme** – the written letter
- **Blending** – pushing sounds together to make a word (c...a...t...cat)
- **Segmenting** – breaking a word up into its component sounds e.g. t-r-ai-n
- **Tricky words** – words that cannot be decoded using phonics e.g. some, would etc
- **cvc** – c = consonant (b/c/d/f), **v** = vowel (a/e/ee)
- **Digraph** - a sound made with two letters eg. sh ai oi
- **Trigraph** – a sound made with three letters e.g. igh ear air
- **Split digraph** - a_e in snake o_e in phone

View bug club site – What does a lesson look like?

Phonic lessons always have a chance to learn new sounds, practise old ones, reading and writing new & learnt sounds.

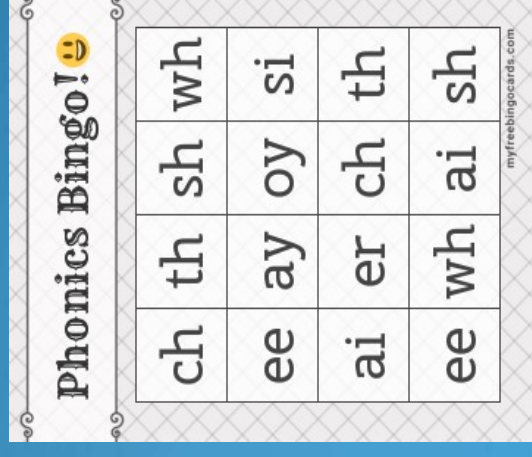
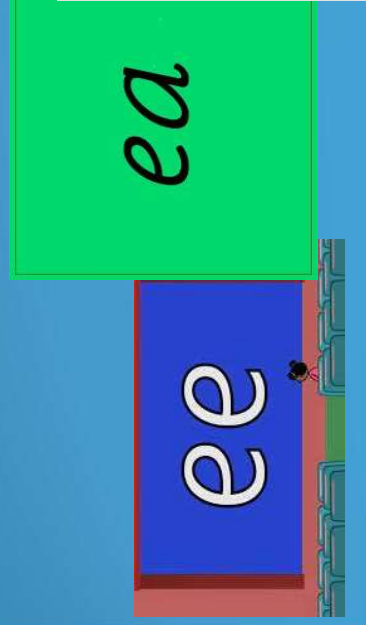
The screenshot shows the Bug Club Phonics website interface. At the top left is the logo for Bug Club Phonics, featuring a green bug. The main header area is orange and contains the text "Unit 14 /ai/ as 'eigh', 'ey', 'ei': Lesson" with a "Guide" button and a close icon. Below the header is a navigation bar with buttons for "Sounds", "Reading", "Spelling", "Spelling", "Writing", "Writing Cursive", and "Follow-up". The main content area is light blue and displays the words "eigh", "ey", and "ei" in a large font. To the right of these words is a cartoon illustration of a brown bug with a yellow stripe on its back, wearing a yellow hat and holding a yellow bag. At the bottom of the page is a colorful alphabet bar with letters "a" through "z" in various colors. On the left side of the main content area, there is a toolbar with icons for a cursor, a speech bubble, a speaker, a music note, a trash can, and a volume slider.

What you can do at home?

- Get your child to say the sounds and read the phonic and tricky words in the inside front cover of their Bug Club book. They can also think of other words with the sounds and spelling pattern in and put them into sentences.
- Practise segmenting and reading alien words.

Games -

- Phonic Play (some are free) these are great for alien and real words.
- Sound bingo focussing on one sound? Their target sounds in their reading book.
- Sound snap
- Rhyming games e.g ay and oy – word endings.
- We will send some games home too.







Phonics screening

- What is it?
- A national screening test (June) where your child will be asked to read both **real and alien** words by segmenting and blending sounds in the words.
- They need a score of (about) 32 out of 40 correct to pass and a score of 32 means that they are age appropriate at decoding at the end of year 1. It highlights any children that need additional phonic support to acquire phonics knowledge and skills.
- When does it happen? 12th – 16th June throughout the week (mornings) & will be done by one of us.

Let's have a look at a screening test being done:

- https://www.youtube.com/watch?v=IPJ_ZEBh1Bk

Practice sheet: Real words		Practice sheet: Pseudo words	
in		ot	
at		vap	
beg		osk	
sum		ect	



Any questions?